0	1	2	3	4	5	6	7	8	9

Project:

Pump Audit-Data Logger

V2.1+DDD Adapter

Company:

Grundfos

ORDERING INFORMATION:

ORDER / DATE.: /

CUSTOMER:

control box design

CABINET DIMENSION: (BxHxT)

wiring colors

MAIN CURRENT WIRE 400/230V:		black
NEUTRAL WIRE:		blue
EARTH WIRE:		yelow/green
CONTROL VOLTAGE 230VAC:		
without a transformer:	L/N	brown/blue
with a transformer:	L/N	red/red-white
CONTROL VOLTAGE 0-24VAC:	L/N	blue/ blue-white
CONTROL VOLTAGE 0-24VDC:	+/-	blue/ blue-white
GND, DDC:		blue-white
MEASURE WIRE, SENSOR:		green
POTENTIAL FREE WIRE:		orange
SEPARATE VOLTAGE:		orange

_ ! ! A T T E N T I O N ! ! _

If changes will be made in the distributor or external plugs which are not done by producer, guarantee will run out. Costs arising through it would not be admitted. If it becomes necessary, out of technical reasons, you have to inform the producer. Pay attention to local electricity provisions! Synchronize engine protection plugs to the current input of the engines and control all screws, terminals and plugs, if necessary they have to be tighten up, before putting into operation.

C O N T E N T S

000 cover sheet
001 power supply
002 PM700 Powermeter
003 Datalogger
004 Datalogger

DATE	21.12.15	Pump Audit-Data Logger V2.1+DDD Adapter cover sheet	DRAWING No.: 287/15/03
DRAWN	Hattinger		PAGE 0
CHECK			OF 4 PAGES
Norm			

ELEKTRO ANLAGENBAU

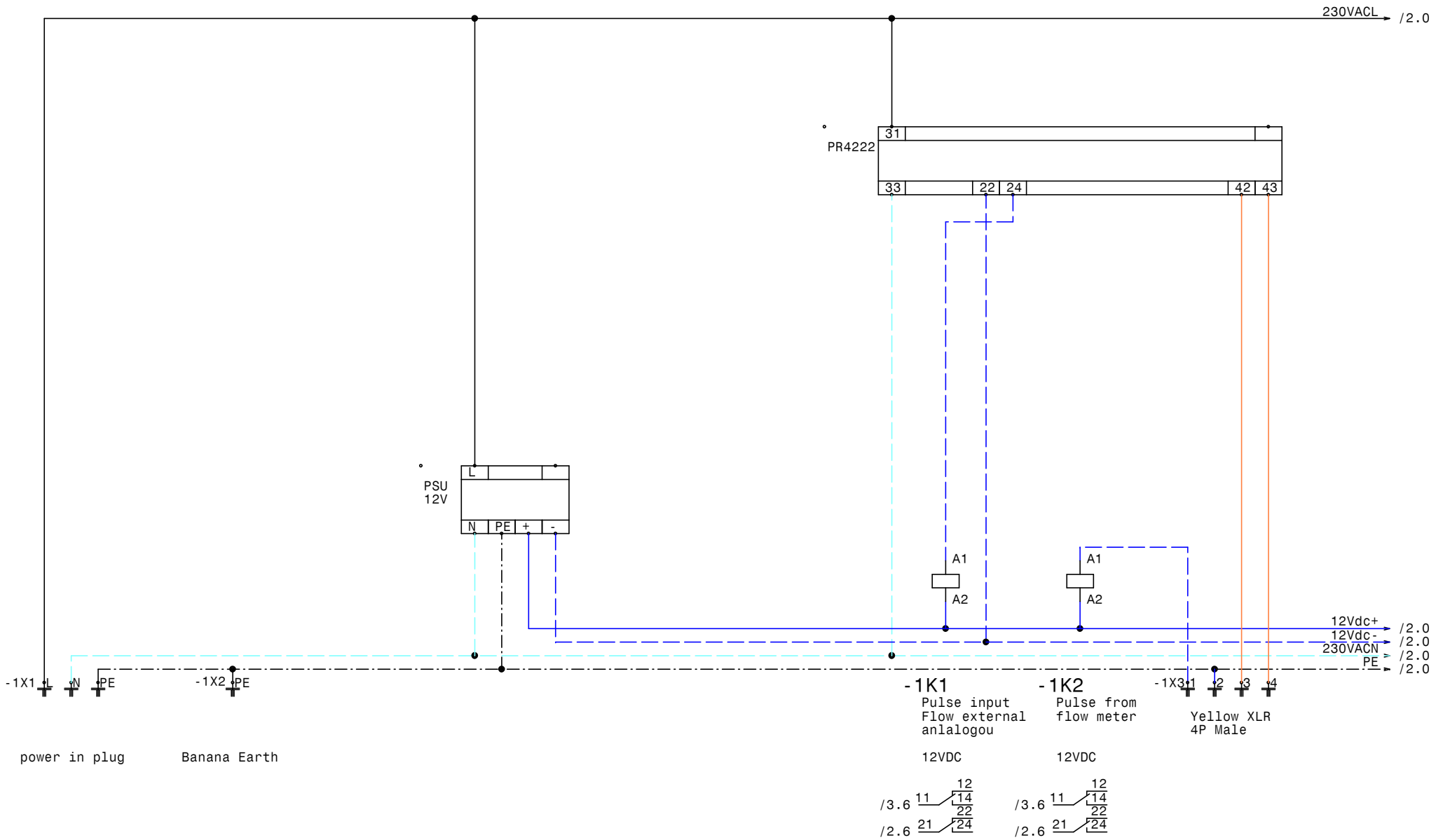

GRUNDFOS	DATE	21.12.15	ELPE ELEKTRO ANLAGENBAU	Pump Audit-Data Logger V2.1+DDD Adapter	DRAWING No.:
	DRAWN	Hattinger		power supply, Analogue/digital converter flow	287/15/03
	CHECK				PAGE 1
	Norm				OF 4 PAGES

www.elpe.net www.elpe.net www.elpe.net www.elpe.net www.elpe.net www.elpe.net www.elpe.net www.elpe.net www.elpe.net www.elpe.net

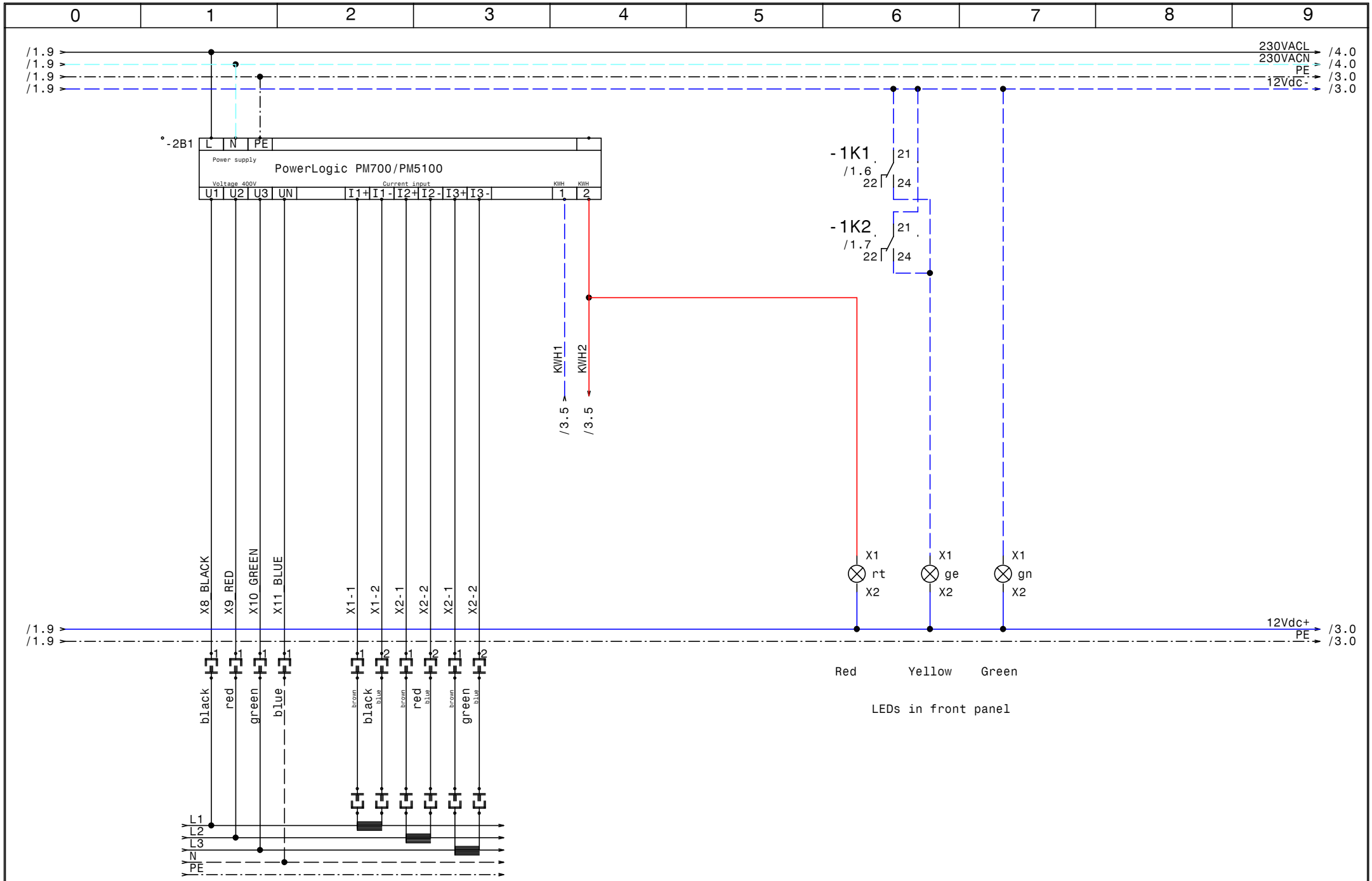

GRUNDFOS	DATE	21.12.15	ELEKTRO ANLAGENBAU	Pump Audit-Data Logger V2.1+DDD Adapter	DRAWING No.:
	DRAWN	Hattinger		Powermeter PM700/PM5100	287/15/03
	CHECK				PAGE 2
	Norm				OF 4 PAGES

www.elpe.net www.elpe.net www.elpe.net www.elpe.net www.elpe.net www.elpe.net www.elpe.net www.elpe.net www.elpe.net www.elpe.net

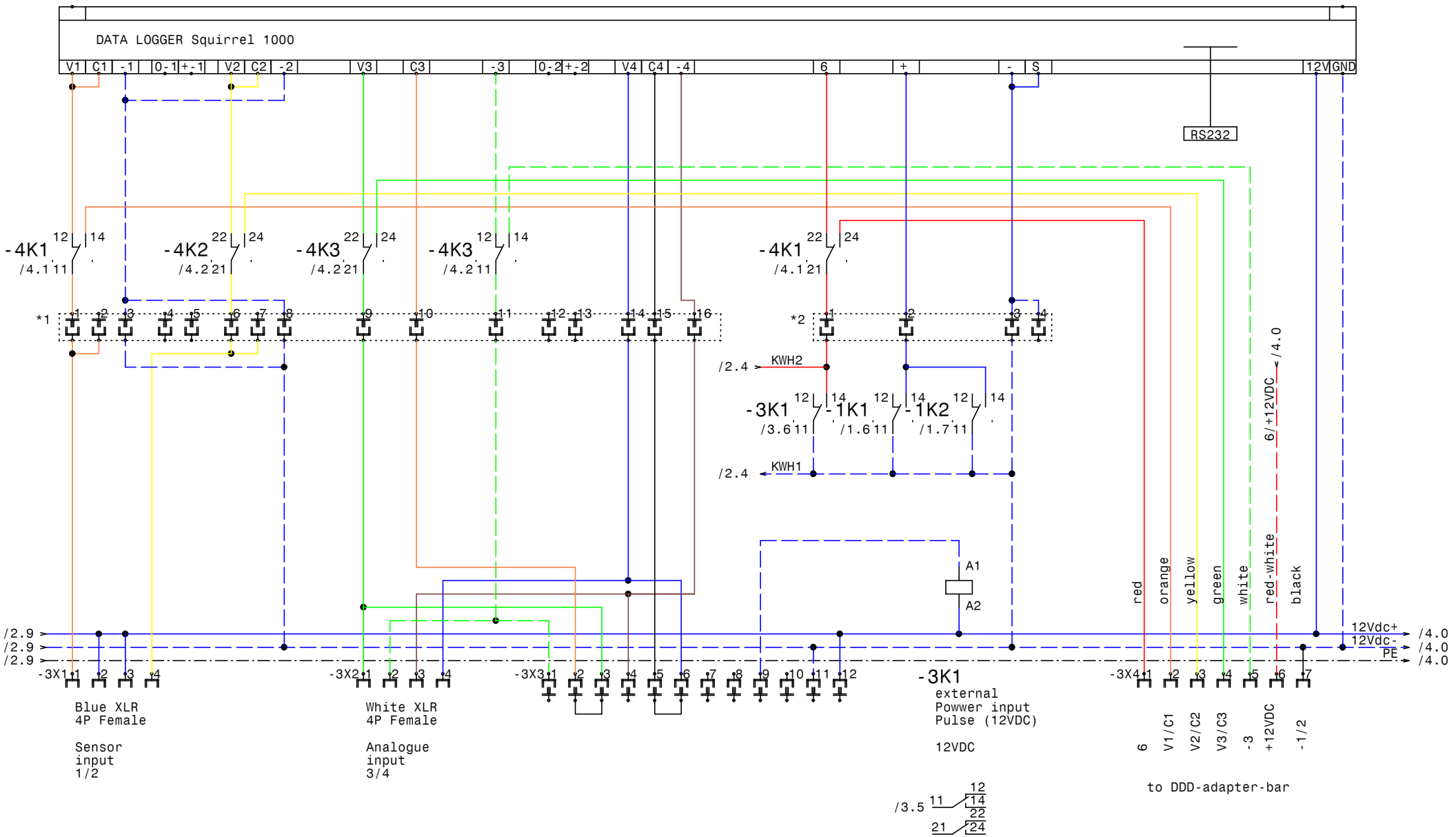

*1/2 adapter conector for DDD signals

GRUNDFOS	DATE 21.12.15	ELPE ELEKTRO ANLAGENBAU	Pump Audit-Data Logger V2.1+DDD Adapter Datalogger	DRAWING No.: 287/15/03
	DRAWN Hattinger			PAGE 3
	CHECK			OF 4 PAGES
	Norm			

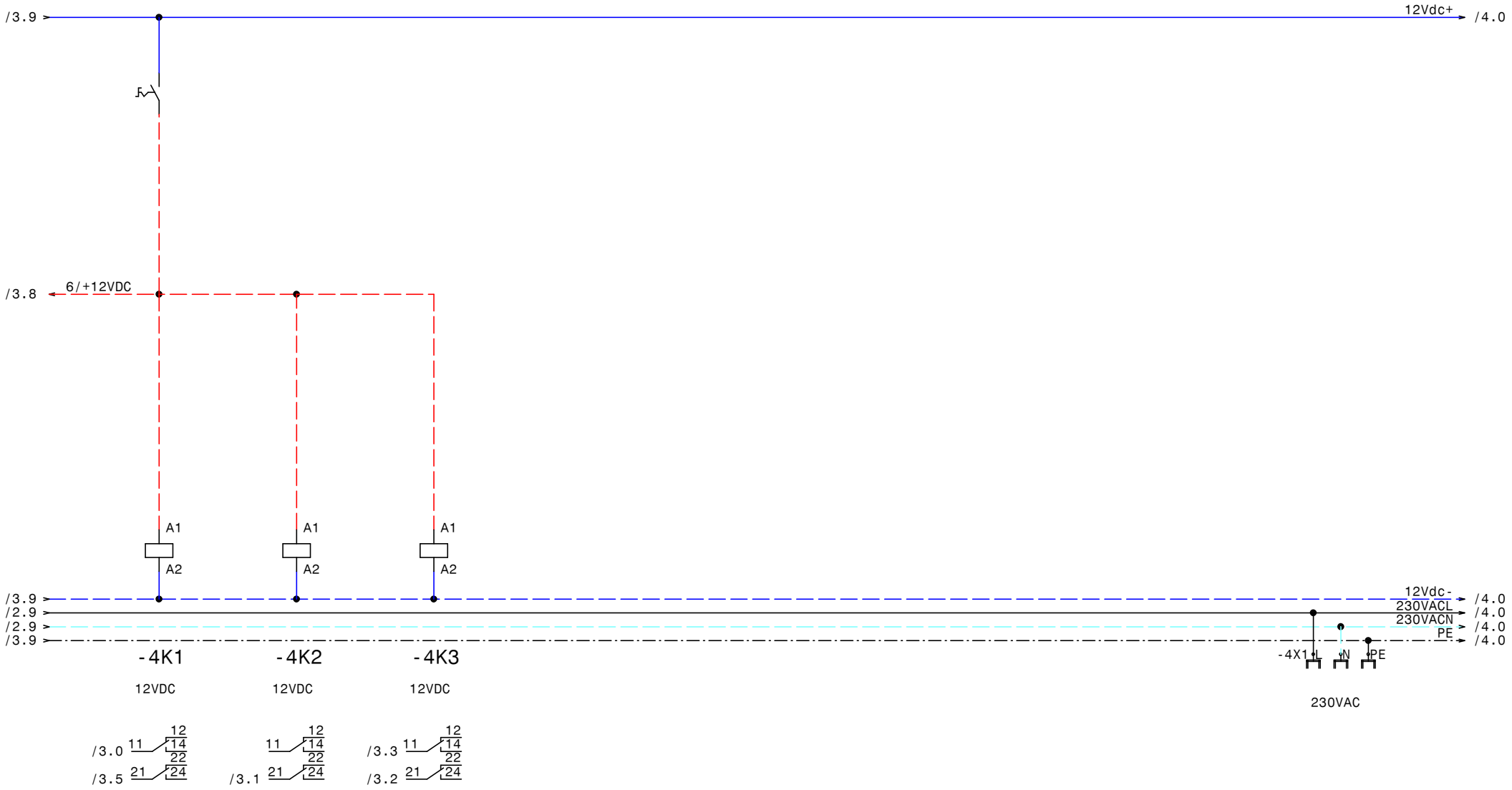

GRUNDFOS	DATE	21.12.15	ELPE ELEKTRO ANLAGENBAU	Pump Audit-Data Logger V2.1+DDD Adapter Datalogger	DRAWING No.: 287/15/03
	DRAWN	Hattinger			PAGE 4
	CHECK				OF 4 PAGES
	Norm				

www.elpe.net www.elpe.net www.elpe.net www.elpe.net www.elpe.net www.elpe.net www.elpe.net www.elpe.net www.elpe.net www.elpe.net