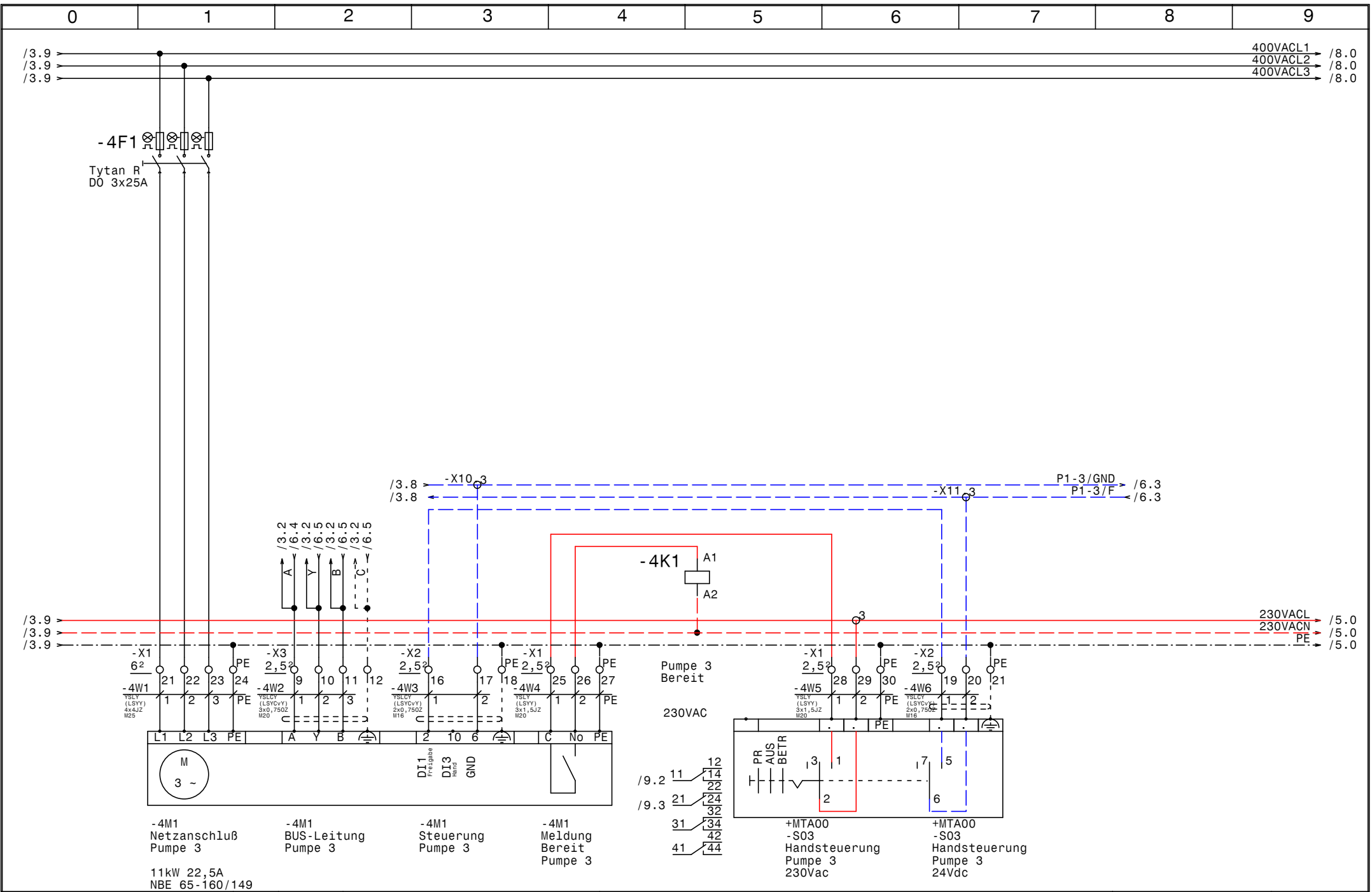


Datum 20.08.15
 Bearb. Hattinger
 Gepr.
 Norm



Control MPC-E 3-11,0
 Pumpen Kraftwerk Imst
 Pumpe 2

=KWS05
 Zeichn.Nr.:
 225/15
 Blatt 3
 von 10 Bl.



Datum 20.08.15
Bearb. Hattinger
Gepr.
Norm



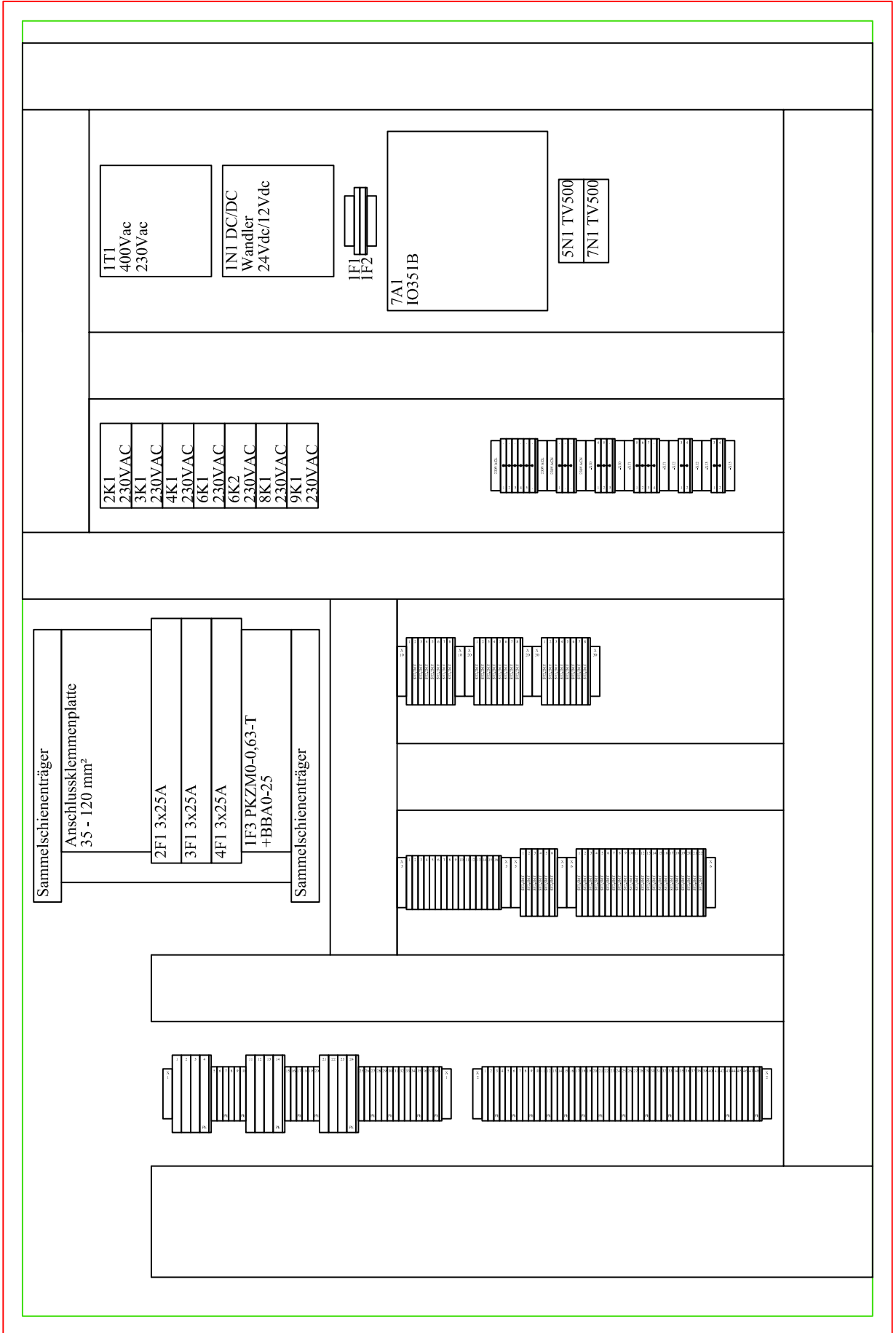
Control MPC-E 3-11,0
Pumpen Kraftwerk Imst
Pumpe 3

=KWS05
Zeichn.Nr.:
225/15
Blatt 4
von 10 Bl.

1200

1165

35 100 130 60 130 60 130 60 120 60 200 60 20



60

800
765
625

80

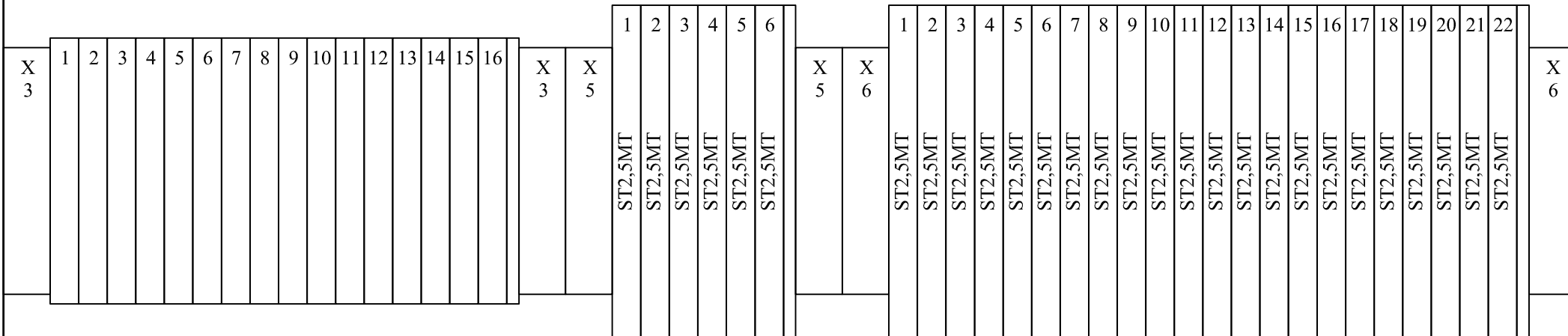
60

348

80

569

80



X
10

1
2
3
4
5
6
7
8

ST2,2MT

ST2,2MT

ST2,2MT

ST2,2MT

ST2,2MT

ST2,2MT

ST2,2MT

ST2,2MT

X
10

X
20

1
2
3
4
5
6
7
8

ST2,2MT

ST2,2MT

ST2,2MT

ST2,2MT

ST2,2MT

ST2,2MT

ST2,2MT

ST2,2MT

ST2,2MT

X
20

X
30

1
2
3
4
5
6
7
8

ST2,2MT

ST2,2MT

ST2,2MT

ST2,2MT

ST2,2MT

ST2,2MT

ST2,2MT

ST2,2MT

ST2,2MT

X
30

