0	1	2	3	4	5	6	7	8	9

Project:

Hydrocontrol DL 1,1-1A FTW325

Lacor Hospital wastewater

Company:

Grundfos

ORDERING INFORMATION:

ORDER / DATE.: 4507270756/ 11.03.2014

CUSTOMER: BBM-7204393

control box design

CABINET DIMENSION:	400x500x200	(BxHxT)
COLOUR:	RAL 7035	
PROVISIONS:	IP54	
CABLE LEAD-IN:	below	(BxH)
DOOR:	right	

wiring colors

MAIN CURRENT WIRE 400/230V:		black
NEUTRAL WIRE:		blue
EARTH WIRE:		yelow/green
CONTROL VOLTAGE 230VAC:		
without a transformer:	L/N	brown/blue
with a transformer:	L/N	red/red-white
CONTROL VOLTAGE 0-24VAC:	L/N	blue/ blue-white
CONTROL VOLTAGE 0-24VDC:	+/-	blue/ blue-white
GND, DDC:		blue-white
MEASURE WIRE, SENSOR:		green
POTENTIAL FREE WIRE:		orange
SEPARATE VOLTAGE:		orange

_ ! ! A T T E N T I O N ! ! _

If changes will be made in the distributor or external plugs which are not done by producer, guarantee will run out. Costs arising through it would not be admitted. If it becomes necessary, out of technical reasons, you have to inform the producer. Pay attention to local electricity provisions! Synchronize engine protection plugs to the current input of the engines and control all screws, terminals and plugs, if necessary they have to be tighten up, before putting into operation.

C O N T E N T S

000 Front page
001 Mains Supply
002 pump 1
003 level and water shortage

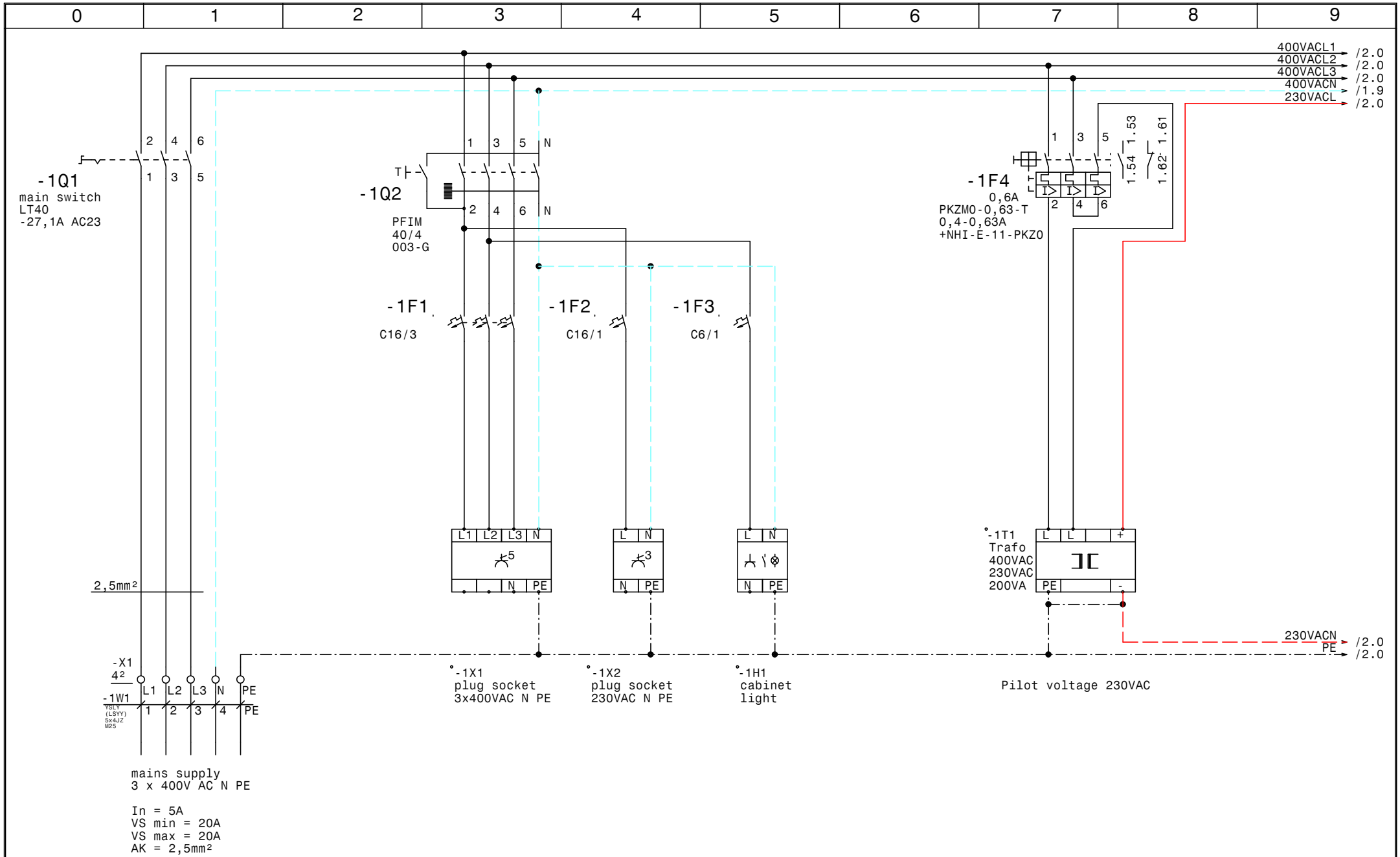

GRUNDFOS	DATE	07.04.14	ELEKTRO ANLAGENBAU	Hydrocontrol DL 1,1-1A FTW325 Lacor Hospital wastewater Mains Supply	DRAWING No.: 075/14/en
	DRAWN	Hattinger			Blatt 1
	CHECK				von 3 PAGES
	Norm				

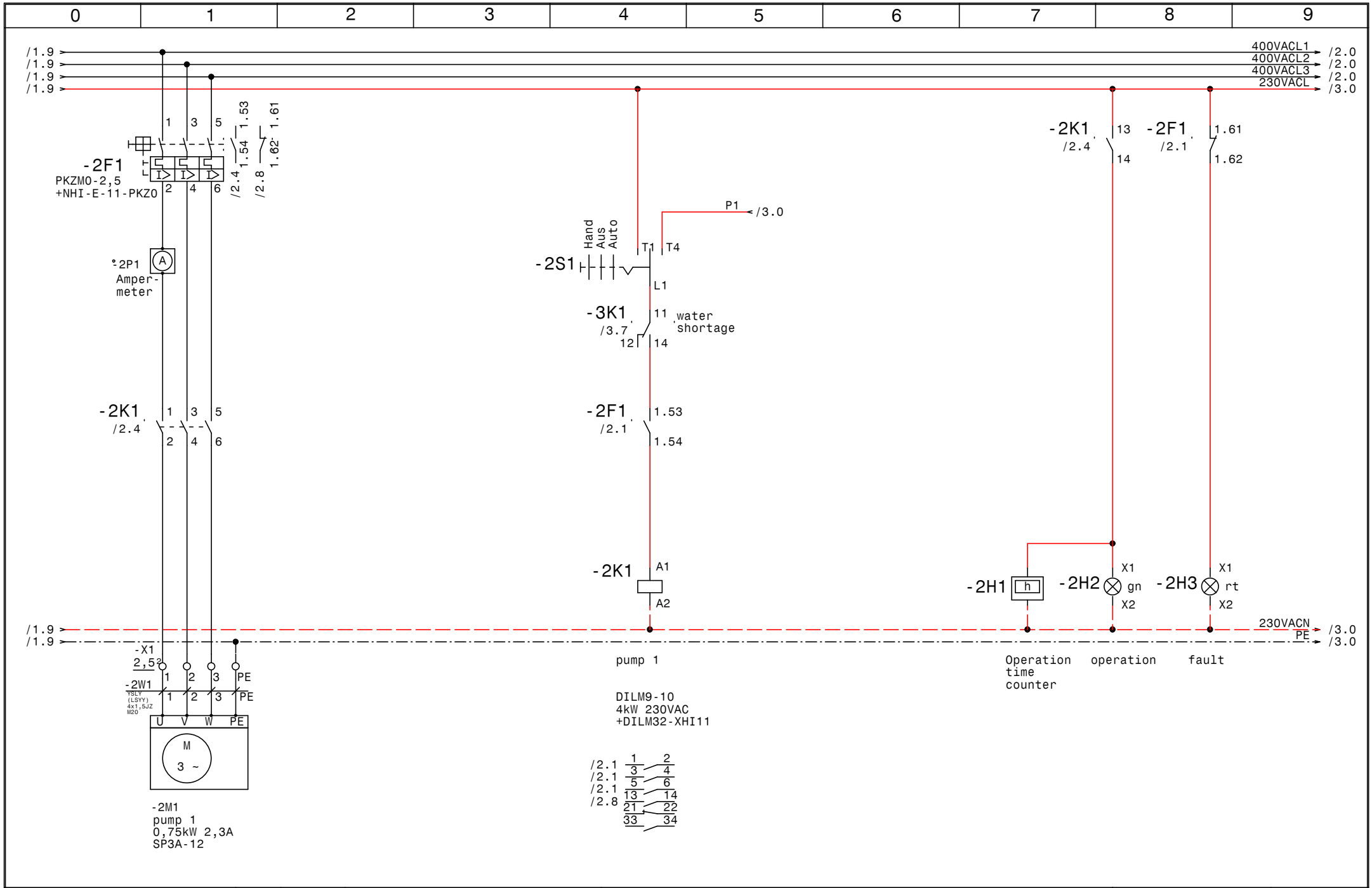

GRUNDFOS	DATE 07.04.14	ELPE ELEKTRO ANLAGENBAU	Hydrocontrol DL 1,1-1A FTW325 Lacor Hospital wastewater	DRAWING No.: 075/14/en
	DRAWN Hattinger		pump 1	Blatt 2
	CHECK			von 3 PAGES
	Norm			

www.elpe.net www.elpe.net www.elpe.net www.elpe.net www.elpe.net www.elpe.net www.elpe.net www.elpe.net www.elpe.net www.elpe.net

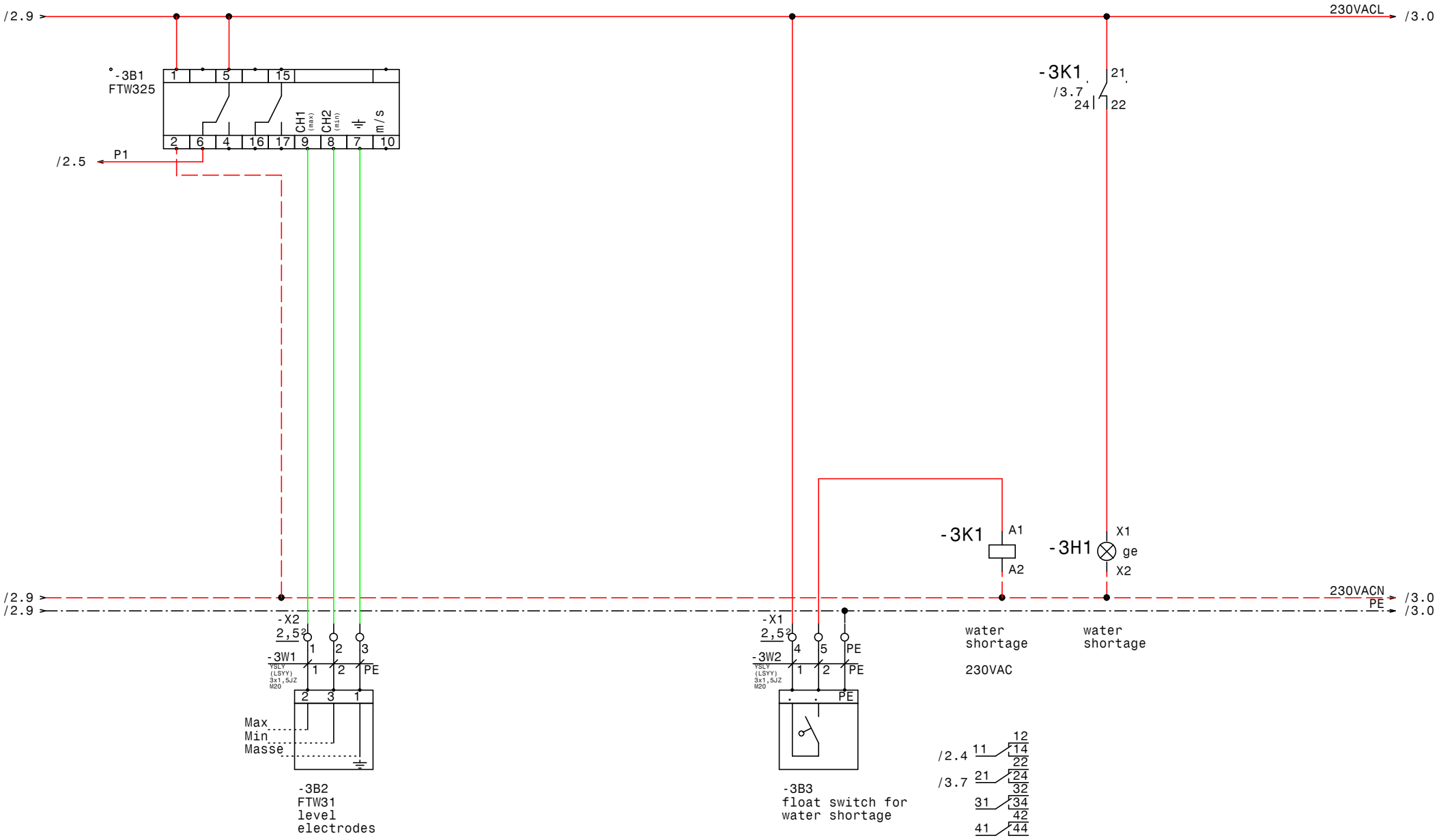

GRUNDFOS	DATE	07.04.14	ELPE ELEKTRO ANLAGENBAU	Hydrocontrol DL 1,1-1A FTW325 Lacor Hospital wastewater level and water shortage	DRAWING No.: 075/14/en
	DRAWN	Hattinger			Blatt 3
	CHECK				von 3 PAGES
	Norm				

www.elpe.net www.elpe.net www.elpe.net www.elpe.net www.elpe.net www.elpe.net www.elpe.net www.elpe.net www.elpe.net www.elpe.net

0	1	2	3	4	5	6	7	8	9

No.	extern plugs	wires code	kind of wires	number of cables	name
1	-1We1	-1W1	YSLY (LSYY) 5x4JZ M25	5	mains supply 3 x 400V AC N PE
2	-2M1	-2W1	YSLY (LSYY) 4x1,5JZ M20	4	pump 1
3	-3B2	-3W1	YSLY (LSYY) 3x1,5JZ M20	3	FTW31 level electrodes
4	-3B3	-3W2	YSLY (LSYY) 3x1,5JZ M20	3	float switch for water shortage

GRUNDFOS

DATE	02.04.14
DRAWN	Hattinger
CHECK	
NORM	

elpe
ELEKTRO
ANLAGENBAU

Cable list

DRAWING No.: 075/14/en

PAGE 1 OF 1 PAGES

0	1	2	3	4	5	6	7	8	9

number of pieces	produkt name	product description	produkt number
1	FTW325	FTW325	-3B1
1	C16/3	Fuse automat	-1F1
1	C16/1	Fuse automat	-1F2
1	C6/1	Fuse automat	-1F3
1	PKZM0-0,63-T	Transformer circuit breaker	-1F4
1	PKZM0-2,5	Motor protection switch	-2F1
2	NHI-E-11-PKZ0	auxiliary switch	
1		cabinet light	-1H1
1		Operation time counter	-2H1
1	Signalleuchte grün	Green indicator lamp	-2H2
1	Signalleuchte rot	Red indicator lamp	-2H3
1	Signalleuchte gelb	Yellow indicator lamp	-3H1
1	DILM9-10(230V50HZ)	Contactor	-2K1
1	DILM32-XHI11	Auxiliary switch block	
1	Relais4polig230VAC	Miniature relay 4 pole	-3K1
1	Sockel 4polig	Socket for miniature relay 4 pole	
1	WS 4520 B=400 H=500 T=200	Cabinet IP 55	-0N1
1		Ampermeter	-2P1
1	LT40 -27,1A AC23	Mains switch	-1Q1
1	PFIM-40/4/003-G	LSFI- Switch	-1Q2
1	M10HEU1	changeover switch	-2S1
1		transformer 400VAC 230VAC 200VA	-1T1
1	M25	cable gland	-1W1
3	M20	cable gland	-2W1, -3W1, -3W2
3	Klemme 4 grau	clamp L	-X1
1	Klemme 4 blau	clamp N	-X1
1	EK 4 ge/gr	ground terminal	-X1
8	Klemme 2,5 grau	clamp L	-X1, -X2
2	EK 2,5 ge/gr	ground terminal	-X1
2		plug socket	-1X1, -1X2

GRUNDFOS	DATE 19.06.00	elpe ELEKTRO ANLAGENBAU	Material list	DRAWING No.: 075/14/en
	DRAWN Hattinger F.			PAGE 1
	CHECK			OF 1 PAGES
	NORM			

www.elpe.net www.elpe.net www.elpe.net www.elpe.net www.elpe.net www.elpe.net www.elpe.net www.elpe.net www.elpe.net www.elpe.net